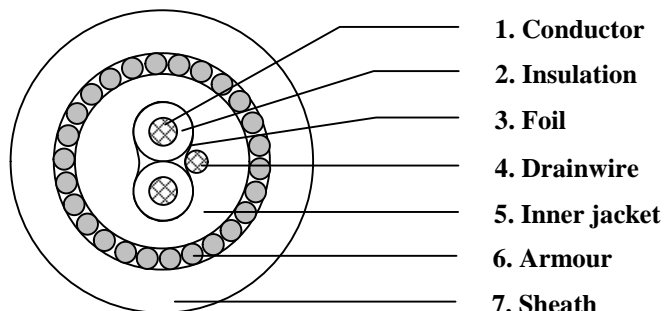
	<b>TECHNICAL DATA SHEET</b>		code	<b>3076ELS</b>
			version	<b>10</b>
			date	<b>2010-07-08</b>
	<b>3076ELS</b>		page	<b>1/2</b>


## APPLICATION

Instrumentation and computer cable for Data Transmission applications.

## CONSTRUCTION



<b>1. Conductor</b>	18 AWG (7x26AWG) tinned copper wire
<b>2. Insulation</b>	
Material	Polyolefin
Diameter over insulation	2.55 ± 0.05 mm
Nominal insulation thickness	0.67 mm
Colour of insulation	see table on page 2.
<b>3. Foil</b>	
Material	Aluminium / Polyester
Thickness	9 / 23 µm
<b>4. Drainwire</b>	20 AWG (7x28AWG) tinned copper wire
<b>5. Inner jacket</b>	
Material	FRNC
Nominal jacket thickness	1.15 mm
Nominal diameter over jacket	7.5 mm
Colour	see table on page 2.
<b>6. Steel wire Armour</b>	
Material	Single steel wire 0.90 mm
Optical coverage	>95 %
<b>7. Sheath</b>	
Material	FRNC
Nominal jacket thickness	1.85 mm
Nominal diameter over jacket	13.0 mm
Colour	See table on page 2.

	<b>TECHNICAL DATA SHEET</b>		code	<b>3076ELS</b>
			version	<b>10</b>
			date	<b>2010-07-08</b>
	<b>3076ELS</b>		page	<b>2/2</b>

## COLOUR OF JACKET AND INSULATION

Item number	Outer jacket	Inner jacket	Insulation
3076ELS.00xxxx	Blue	Blue	Black - White
3076ELS.02xxxx	Yellow	Yellow	Black - White
3076ELS.03xxxx	Orange	Orange	Black - White
3076ELS.04xxxx	Black	Orange	Blue - Orange

\*)xxxx denotes length on the reel (e.g .xxxx=1000 is 1000mtr.)


## **REQUIREMENTS AND TEST METHODS**

### **Electrical acc IEC61158-2**

Max. operating voltage	300	V rms
Max. capacitance between conductors of a pair @ 1kHz	80	nF/km
Max. capacitance cond. to other cond. and shield @ 1 kHz	155	nF/km
Max. conductor DC-resistance @ 20°C	20.5	Ω/km
Max. shield DC-resistance @ 20°C	26.0	Ω/km
Nom. velocity of propagation	66	%
Impedance @ 31.25 kHz	100 +/-	5Ω
Max. attenuation @ 10 kHz	0.2	dB/100m
@ 39 kHz	0.3	dB/100m
@ 100 kHz	0.6	dB/100m
@ 500 kHz	2.8	dB/100m
@ 1 MHz	3.7	dB/100m

### **Mechanical and physical:**

Flame resistance	IEC 60332-3-24 cat.C
Oil resistance	ASTMD741
Radiation resistance	IEC544 (CERN)
Application specification	BS 7655 section 6.1 table 1, LTS 3
Halogen content according to IEC754-1	zero
Corrosivity of fire gasses according to IEC754-2	
Conductivity	≤ 100 μS/cm
pH value	≥ 3.5
Temperature range installing	-15 to +80 °C
Temperature range operating (moving installation)	-15 to +80 °C
Temperature range operating (fixed installation)	-45 to +80 °C
Temperature range storage	-45 to +80 °C
Minimum bending radius	170 mm

	<b>TECHNICAL DATA SHEET</b>	code	<b>3076ELS</b>
		version	<b>10</b>
		date	<b>2010-07-08</b>
	<b>3076ELS</b>	page	<b>3/2</b>

## PACKAGING

On non-returnable reels with a nominal length of 500m (-0, +0%) or on non-returnable reels with a nominal length of 1000m (-0, +0%).

Each reel is labelled with the following data:

Belden Logo. Belden code number. Item description. Length on the reel. Date of manufacture. CE-marking.



Belden declares this product to be in compliance with the environmental regulations EU RoHS (Directive 2002/95/EC, 27 January 2003); this is valid for all material produced after the RoHS compliant date for this product.